

Species Guide - Town of Bassendean 2026

The following will help you identify your plants by referring to the labels provided. **Please note:** plant species limits per household apply. Species availability will vary between collection sessions. Although a diverse range of species will be available at each session, specific species cannot be guaranteed. Please return your pots to us at **Enviro House, 125 King William St, Bayswater** so they can be returned to Trillion Trees Nursery for reuse.

ID	Species (in Alphabetical order)	Common Name	Height	Width	Light	Form
1	Acacia lasiocarpa ssp lasiocarpa	Panjang	0.5m - 1.5m	1m	Full sun / light shade	SS
2	Acacia redolens (low form)	Vanilla Wattle	0.6m	1m-3m	Full sun / part shade	LS/GC
26	Acacia saligna prostrate	Golden Wreath Wattle	0.1-0.5 m	2.0-4.0 m	Full sun	GC
3	Allocasuarina humilis	Dwarf Sheoak	0.2-2m	1-2m	Full sun	LS/MS
4	Anigozanthos flavidus (green)	Tall Kangaroo Paw	1 - 3m	1 - 2m	Full sun / light shade	SL
5	Anigozanthos flavidus (red)	Tall Kangaroo Paw	1 - 3m	1 - 2m	Full sun / light shade	SL
27	Anigozanthos manglesi	Red Green Kangaroo Paw	0.3 - 1m	0.5 - 1m	Full sun / light shade	SL
6	Anigozanthos viridis	Green dragon	0.5-0.6m	0.4-0.5m	Full sun / light shade	SL
7	Banksia ashbyi 'Dwarf'	Orange Banksia	1 - 1.5m	1.5m	Full sun	SS
8	Banksia blechnifolia	Fern-like Banksia	0.2 - 0.5m	2 - 4m	Full sun	GC
9	Banksia littoralis	Swamp Banksia	5 - 10m	3 - 10m	Full sun / part shade	ST
10	Banksia menziesii (Dwarf)	Little Red Banksia	1-1.5m	1-1.5m	Full sun / part shade	SS
48	Banksia nivea	Honey Pot Banksia	0.8-1m	0.8m	Full sun	CG
49	Baumea rubignosa	River Twig Sedge	1-2m	1-2m	Full sun / part shade	SL
11	Billardiera fusiformis	Australian Bluebell	2 - 3 m	1 - 1.5m	Full sun / part shade	C
12	Brachyscome iberidifolia	Swan River Daisy	0.2-0.4 m	0.2-0.4 m	Full sun / part shade	AH
50	Calothamnus quadrifidus	One sided bottlebrush	1.5-2.5m	1.5-2.5m	Full sun / light shade	SS
51	Calothamnus rupestris	Cliff Net-bush / Mouse Ears	1.5-3.0 m	1.5-2.5 m	Full sun	MS/LS
13	Calothamnus sanguineus	One-sided Bottlebrush	1.0-2.0 m	1.0-1.5 m	Full sun	MS
14	Chorizema cordatum	Flame Pea	0.2 - 0.3m	0.5-1m	Full sun / light shade	LS
15	Conostylis candicans	Grey Cottonheads	0.2 - 0.6m	0.2 - 0.8m	Full sun / light shade	SL
52	Corymbia calophylla	Marri	15-40 m	10-20 m	Full sun	T
53	Corymbia ficifolia	Red Flowering Gum	2 - 10m	3 - 4m	Full sun	T
16	Darwinia citriodora	Lemon-scented Darwinia	0.3m-1m	0.3m-1m	Full sun / part shade	SS
17	Dianella revoluta		0.3 - 1.5m	0.5 - 1m	Full sun / part shade	SL
18	Eremophila glabra		0.1 - 1.5m	1 - 2m	Full sun	GC
20	Eremophila maculata	Spotted Emu Bush	0.4 - 3m	1-2m	Full sun	SS/MS
19	Eremophilaglabra "Kalbarri Carpet"	Kalbarri Carpet	0.1 - 1.5m	1 - 2m	Full sun	GC
21	Eucalyptus caesia spp caesia	Silver Princess	6-8m	3-4m	Full sun	ST
22	Eucalyptus drummondii	Drummond's Gum	3-8m	2-6m	Full sun	ST
23	Eucalyptus erythrocorys	Illyarrie / Red Capped Gum	4-8m	2-4m	Full sun / light shade	ST
54	Eucalyptus macrocarpa	Mottlecah	2-4m	2-3m	Full sun	ST
55	Eutaxia myrtifolia		1 - 2m	1m	Full sun / part shade	SS
24	Ficinia nodosa	Knotted Club Rush	1m	0.8m	Full sun / part shade	SL
25	Gastrobium capitatum	Bacon and Eggs	0.2-1.0 m	0.5-1.2 m	Full sun / part shade	LS
56	Goodenia varia	Goodenia	0.1m	1m	full sun / part shade	GC
28	Grevillea obtusifolia	Gin Gin Gem	0.4m - 0.5m	1-3m	Full sun	GC
57	Grevillea olivaceae		2-4m	2-4m	Full sun	MS
58	Grevillea thelemanniana	Humming bird bush	1-1.5m	1-1.5m	Full sun	SS
29	Hakea laurina	Pincushion Hakea	2 - 6m	3 - 5m	Full sun	LG
30	Hakea petiolaris	Sea Urchin Hakea	2-9m	1-4m	Full sun	ST
31	Hardenbergia comptoniana	Native wisteria	1.5 - 2m	0.1 - 3m	Full sun / light shade	C
32	Hypocalymma angustifolium	White myrtle	1 - 1.5m	1 - 1.5m	Full sun / light shade	SS
33	Jacksonia furcellata	Grey stinkwood	0.4-4m	1-2m	Full sun / part Shade	LS

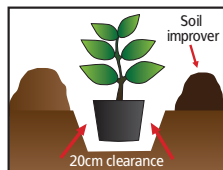
ID	Species	Common Name	Height	Width	Light	Form
34	Juncus pallidus	Pale Rush	2m	1m	Full sun / light shade	SL/C
35	Kunzea recuvea	Mountain or Purple Kunzea	0.3-2m	1-2m	Full sun / part shade	SS
36	Leucophyta brownii	Cushion Bush	0.5 - 1m	0.5 - 1.5m	Full sun	LS
37	Lobelia anceps	Angled Lobelia	0.1-0.3 m	0.5-1.0 m	Part shade to full sun	PH/GC
38	Melaleuca lateriata	Robin Red Breast	0.2-2.5m	0.5-2m	Full sun / part shade	MS
39	Melaleuca parviceps	rough honey-myrtle	1-1.4m	0.7-1.2m	Full sun / light shade	SS
40	Melaleuca pulchella	Claw honey-myrtle	1m-2m	1m-2m	Full sun / part shade	SS
41	Melaleuca seriata		1m	1m	Full sun	SS
42	Melaleuca systema	Coastal Honeymyrtle	0.5-2m	2-5m	Full sun	SS/MS
43	Melaleuca trichophylla	Rough Honey Myrtle	0.2-1m	1m	Full sun / part shade	SS
44	Patersonia occidentalis	Purple flag / Native Iris	0.5 - 1m	0.3 - 0.5m	Full sun / light shade	SL
59	Pimelea ferruginea	Pink Rice Flower	0.3 - 1m	1m - 1.5m	Full sun / part shade	SS
45	Regelia ciliata		1.5m	1.5m	Full sun	SS
46	Rhagodia baccata	Berry saltbush	1m	2m	Full sun / light shade	LS
47	Verticordia plumosa	Plumed Feather Flower	0.6m	1m	Full sun / light shade	SS
60	Westringia fruticosa	Coastal Rosemary	1-1.2m	1-1.5m	Full sun / light shade	SS

C - CLIMBER | GC - GROUND COVER | LS - LOW SHRUB | MS - MEDIUM SHRUB | SL - STRAP LEAF | SS - SMALL SHRUB | ST - SMALL TREE | T - TREE | TS - TALL SHRUB
 AH - ANNUAL HERB | PH - PERENIAL HERB

Planting Guide

1. DIG

Dig a hole roughly twice the size of the pot.




2. ADD

Add a generous spadeful of soil improver. Mix in well.

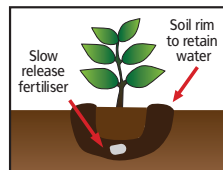
3. WET

Fill hole with water. If water doesn't drain quickly consider using a soil wetting agent (follow product directions).



4. FEED

Add 1 teaspoon of slow release fertiliser (optional).



5. PLANT

Remove your plant gently from the pot (tapping the top rim with a trowel can help). Place it in the hole and backfill, firming the soil gently by hand. Create a shallow saucer around the plant to assist with watering.

6. DRINK

Water well to settle in your new plant.

7. AFTERCARE

Regular watering after planting is important, especially through the first couple of summers. If conditions are dry water once per week, ensuring the soil is well saturated. During heat waves consider watering twice a week.

Looking for more native plants for your garden? Try these Perth Nurseries.

Trillion Trees Nursery, Hazelmere
www.trilliontrees.org.au

Apace Nursery, North Fremantle
www.apacewa.org.au

Australian Native Nursery, Oakford
www.australiannativenursery.com.au

Friends of Kings Park plant sales
www.friendsofkingspark.com.au/friends-plant-sales

The Wildflower Society of WA
 Has lots of good information and opportunities to learn more about our local plants.
www.wildflowersocietywa.org.au

Zanthorrea Nursery, Maida Vale
www.zanthorrea.com

Muchea Tree Farm, Muchea
www.muheatreefarm.com.au

Enviro House

Your local one stop sustainability centre. EcoShop, recycling hub, workshops, social garden, volunteer opportunities, Turtle Trackers, Cycling Without Age, Little Critters Garden Play mornings, information, education and more.

Head to our website for more info or come in for a cuppa and a chat. **Open hours** Tues - Fri 9am-1pm, Sat 10am-1pm.

www.envirohouse.org.au facebook.com/EnviroHouseEcoShop

This initiative is proudly co-funded by Water Corporation's 'Waterwise Greening Scheme' and forms part of our ambition for the Town of Bassendean to be a leading waterwise and climate change resilient community

